


**11 41 507 Removing and installing intake oil pump (clutch removed)**


**Core activity**

**(-) Removing oil suction pump**

- Remove circlip (1).
- Remove oil suction pump gear (2).

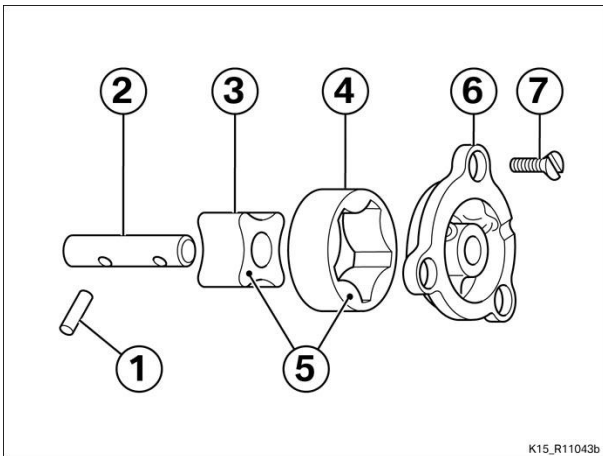



- Remove needle roller (4).
- Remove thrust washer (3).
- Remove screws (5) and remove oil-pump cover (6).
- Remove the inner and outer rotors.




**(-) Installing oil suction pump**

- Clean the threads.
- Insert needle sleeve (1) into pump shaft (2).
- Oil the inner and outer rotors.
- Seat inner rotor (3) and outer rotor (4) on the pump shaft with spot marker (5) to the outside and install the assembly in the engine block.
- Install oil-pump cover (6).
- Install screws (7).




 <b>Tightening torques</b>		
<b>Oil-pump cover</b>		
M5 x 16 Loctite 243	6 Nm	

- Place thrust washers (3) on the pump shaft.
- Insert needle roller (4) into the pump shaft.



K15\_R11048c



K15\_R11046c

- Install oil suction pump gear (2).
- Install circlip (1).